

Introduction to Maths, Flowcharts, and Pseudocode - Algorithms (MATH1812)¹

John S Butler (TU Dublin)

Mathematics - Single Loop

Mathematics Example 1

The mathematical expression

$$\sum_{i=0}^6 3i,$$

can be expanded as,

$$\sum_{i=0}^6 3i = 3(0) + 3(1) + 3(2) + 3(3) + 3(4) + 3(5) + 3(6),$$

or can be written in tabular form:

i	0	1	2	3	4	5	6
$3i$	3(0)	3(1)	3(2)	3(3)	3(4)	3(5)	3(6)

where the bottom row is summed giving,

$$\sum_{i=0}^6 3i = 63.$$

Mathematics Example 2

The mathematical expression

$$10 + \sum_{j=-3}^2 (2 + \frac{j}{2}),$$

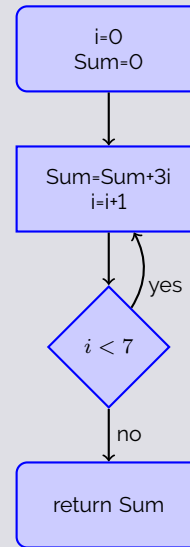
can be expanded as,

$$10 + \sum_{j=-3}^2 (2 + \frac{j}{2}) = 10 + (2 + \frac{-3}{2}) + (2 + \frac{-2}{2}) + (2 + \frac{-1}{2}) + (2 + \frac{0}{2}) + (2 + \frac{1}{2}) + (2 + \frac{2}{2}),$$

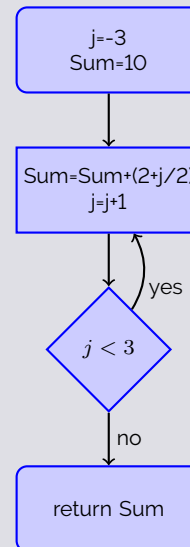
$$10 + \sum_{j=-3}^2 (2 + \frac{j}{2}) = 20.5.$$

Flowchart - Single Loop

Flowchart Example 1



Flowchart Example 2



Pseudocode - Single Loop

Pseudocode Example 1

Python Pseudocode

```

1 # Setting up the initial Sum value
2 Sum=0
3
4 # For loop from 0 to 6 with steps of 1
5 for i in range(0,7):
6     Sum=Sum+3*i
7
8 return Sum
  
```

The line by line output of the code for Example 1 is:

Loop count	i	Sum
0	0	0+3(0)=0
1	1	0+3(1)=3
2	2	3+3(2)=9
3	3	9+3(3)=18
4	4	18+3(4)=30
5	5	30+3(5)=45
6	6	45+3(6)=63
		63

Pseudocode Example 2

Python Pseudocode

```

1 # Setting up the initial Sum value as 10
2 Sum=10
3
4 # For loop from -3 to 2 with steps of 1
5 for j in range(-3,3):
6     Sum=Sum+(2+j/2)
7
8 return Sum
  
```

The line by line output of the code for Example 2 is:

Loop count	j	Sum
0	-3	10+(2-3/2)=10.5
1	-2	10.5+(2-2/2)=11.5
2	-1	11.5+(2-1/2)=13
3	0	13+(2-0/2)=15.0
4	1	15+(2+1/2)=17.5
5	2	17.5+(2+2/2)=20.5
		20.5

¹Course Website: <https://sites.google.com/dit.ie/math1812/home>

Mathematics - Sequential Loops

Example 3

The mathematical expression

$$-3 + \sum_{i=0}^4 -2i + \sum_{j=-10}^{-6} (j+1)^2,$$

can be expanded as,

$$-3 + \sum_{i=0}^4 -2i + \sum_{j=-10}^{-6} (j+1)^2 =$$

$$-3 + (-2(0) + -2(1) + -2(2) + -2(3) + -2(4) + (-10+1)^2 + (-9+1)^2 + (-8+1)^2 + (-7+1)^2 + (-6+1)^2),$$

written in tabular form:

i	0	1	2	3	4
$-2i$	$-2(0)$	$-2(1)$	$-2(2)$	$-2(3)$	$-2(4)$

where the bottom row is summed giving,

$$\sum_{i=0}^4 -2i = -20,$$

the second summation is written in tabular form,

j	-10	-9	-8	-7	-6
$(j+1)^2$	$(-9)^2$	$(-8)^2$	$(-7)^2$	$(-6)^2$	$(-5)^2$

summing the bottom row gives,

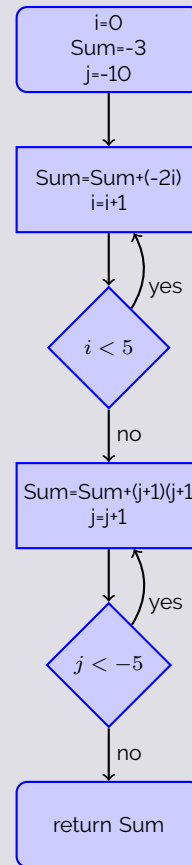
$$\sum_{j=-10}^{-6} (j+1)^2 = 255,$$

bringing this all together,

$$-3 + \sum_{i=0}^4 -2i + \sum_{j=-10}^{-6} (j+1)^2 = -3 - 20 + 255 = 232.$$

Flowchart - Sequential Loops

Example 3



Pseudocode - Sequential Loops

Example 3

Python Pseudocode

```

1 # Setting up the initial Sum value
2 Sum=-3
3
4 for i in range(0,5):
5     Sum=Sum+(-2*i)
6     print(Sum)
7     print(i)
8
9 for j in range(-10,-5):
10    Sum=Sum+(j+1)*(j+1)
11    print(Sum)
12    print(j)
13
14 Sum
    
```

The line by line output of the code for Example 3 is:

Count	Loop	Sum
0		-3
	i	$-2i$
1	0	$-3-2(0)$
2	1	$-3-2(1)=-5$
3	2	$-5-2(2)=-9$
4	3	$-9-2(3)=-15$
5	4	$-15-2(4)=-23$
	j	$(j+1)(j+1)$
6	-10	$-23+(-10+1)(-10+1)=58$
7	-9	$58+(-9+1)(-9+1)=122$
8	-8	$122+(-8+1)(-8+1)=171$
9	-7	$171+(-7+1)(-7+1)=207$
10	-6	$207+(-6+1)(-6+1)=232$
		232

Mathematics - Double Loop

Example 4 - Double Loop

The mathematical expression

$$\sum_{i=0}^3 \sum_{j=0}^3 (i^2 + 3j),$$

can be expanded as,

$$\sum_{i=0}^3 \sum_{j=0}^2 (3j + i^2) = (0^2 + 3 \times 0) + (1^2 + 3 \times 0) +$$

$$(2^2 + 3 \times 0) + (3^2 + 3 \times 0) +$$

$$(0^2 + 3 \times 1) + (1^2 + 3 \times 1) +$$

$$(2^2 + 3 \times 1) + (3^2 + 3 \times 1) +$$

$$(0^2 + 3 \times 2) + (1^2 + 3 \times 2) +$$

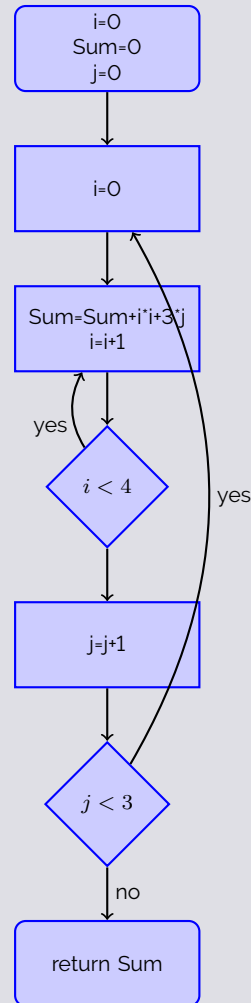
$$(2^2 + 3 \times 2) + (3^2 + 3 \times 2)$$

$$= 78$$

$3j + i^2$	0	1	2	3
$j \setminus i$	0	1	2	3
0	0	1	4	9
1	3	4	7	12
2	3	4	7	12

Flowchart - Double Loop

Example 4 - Double Loop



Pseudocode - Double Loop

Example 4 - Double Loop

Python Pseudocode

```

1 # Setting up the initial Sum value
2 Sum=0
3
4 for i in range(0,4):
5     for j in range(0,3):
6         Sum=Sum+i*i+3*j
7 print(Sum)
  
```

The line by line output of the code for Example 3 is:

Count	i	j	Sum
0			0
			$Sum = Sum + i^2 + 3 * j$
1	0	0	$0 + 0^2 + 3 * 0 = 0$
2	1	0	$0 + 1^2 + 3 * 0 = 1$
3	2	0	$1 + 2^2 + 3 * 0 = 5$
4	3	0	$5 + 3^2 + 3 * 0 = 14$
5	0	1	$14 + 0^2 + 3 * 1 = 17$
6	1	1	$17 + 1^2 + 3 * 1 = 21$
7	2	1	$21 + 2^2 + 3 * 1 = 28$
8	3	1	$28 + 3^2 + 3 * 1 = 40$
9	0	2	$40 + 0^2 + 3 * 2 = 46$
10	1	2	$46 + 1^2 + 3 * 2 = 53$
11	2	2	$53 + 2^2 + 3 * 2 = 63$
12	3	2	$63 + 3^2 + 3 * 2 = 78$
			78

Quick-Find

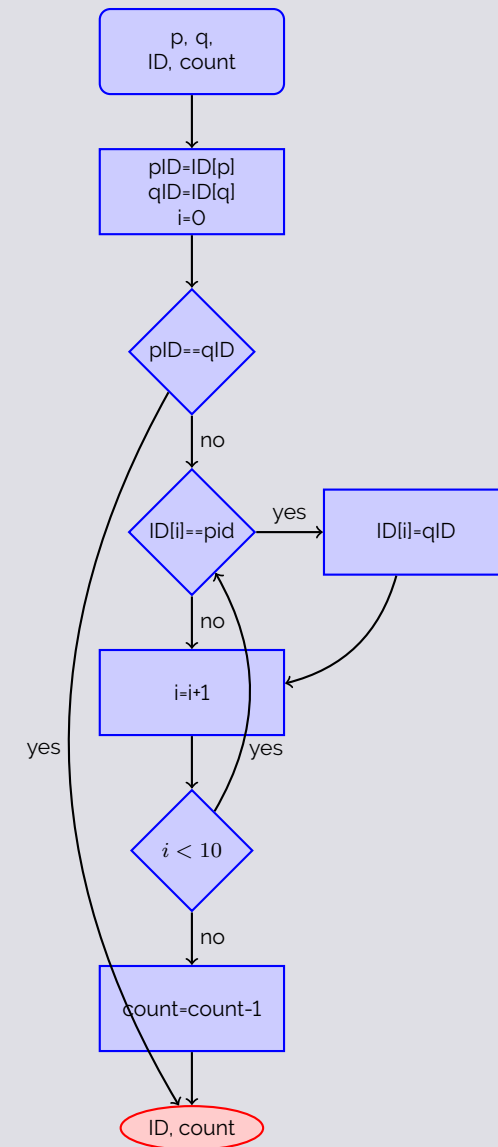
Pseudocode - Quick Find

Python Pseudocode

```
1 def Union(p,q,ID):
2     pID=ID[p]
3     qID=ID[q]
4
5     if(pID==qID)
6         return Connected
7
8     for i in range(0,10):
9         if ID[i]==pID:
10            ID[i]=qID
11
12    count=count-1
13    return ID
```

Flowchart

Quick Find - Connecting



Pseudocode - Quick Union

Python Pseudocode Find Root

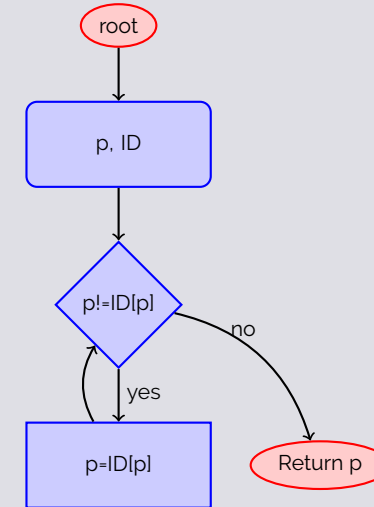
```
1 def root(p, q, ID):
2     while (p!=ID[p]):
3         p=ID[p]
4
5     return p
```

Python Pseudocode Connect

```
1 def Union(p,q,ID,count):
2     root_pID=root(p,ID)
3     root_qID=root(q,ID)
4
5     if (root_pID==root_qID):
6         ID=ID
7     else
8         ID[root_pID]=root_qID
9         count=count-1
10    return ID
```

Flowchart Quick Union

Flow Chart Find Root



Flow Chart Connect Nodes

